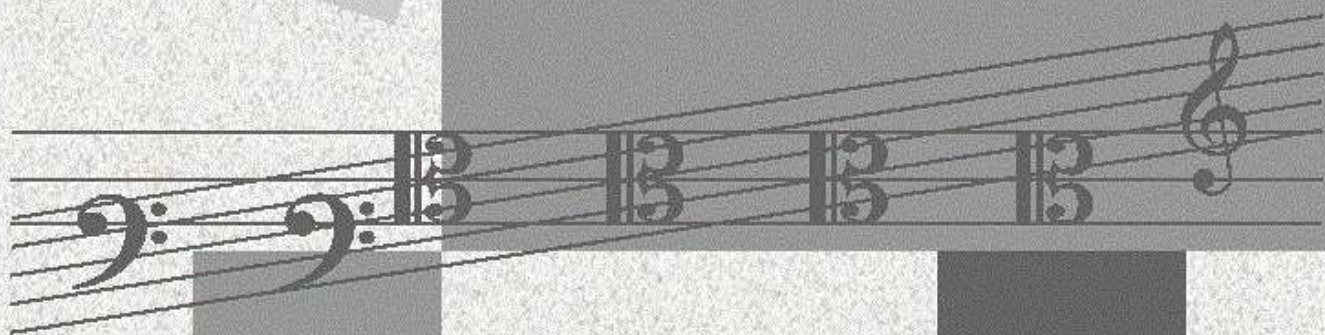


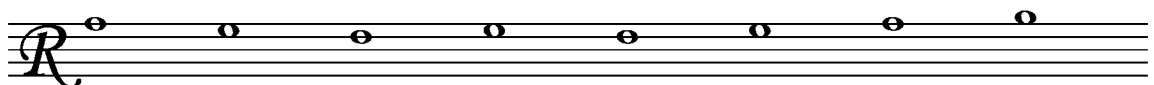








دش ریفرات

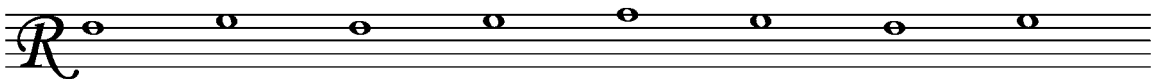

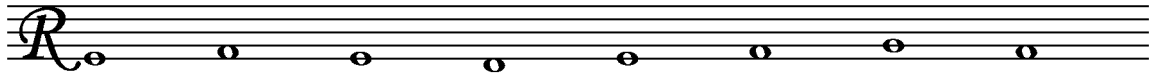
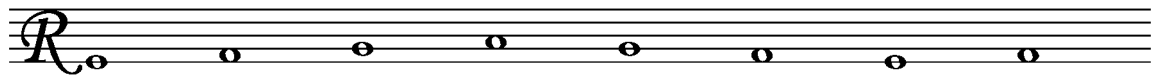





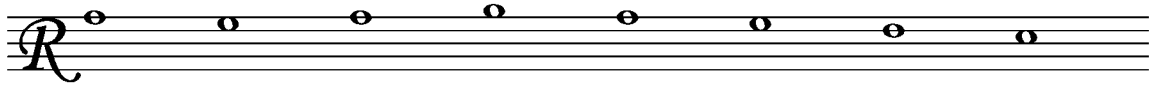
مربا











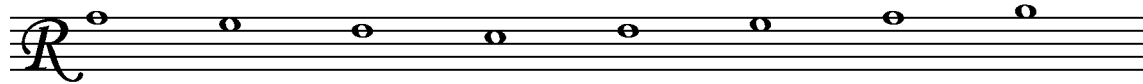
جلد یکم
نت خوانی کلاسیک

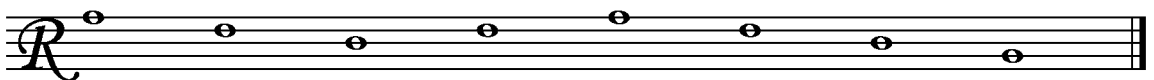


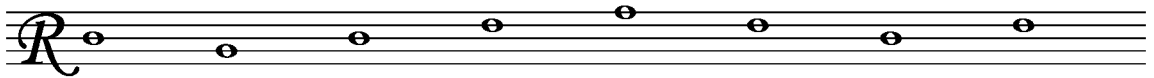

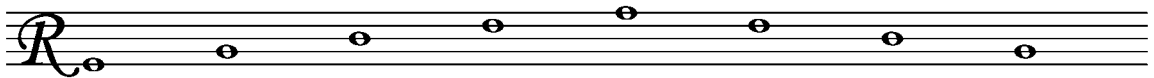


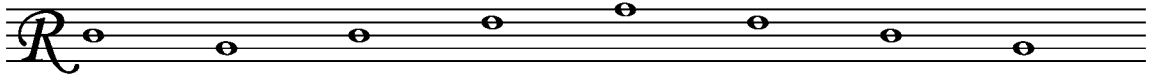

نوید ایضی


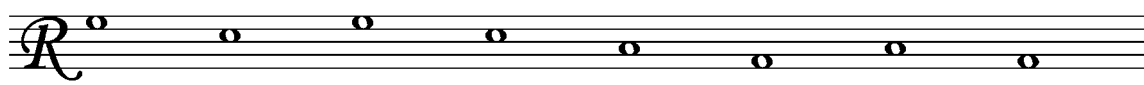



























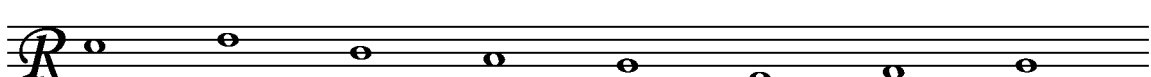







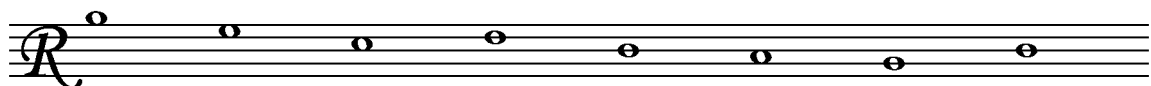





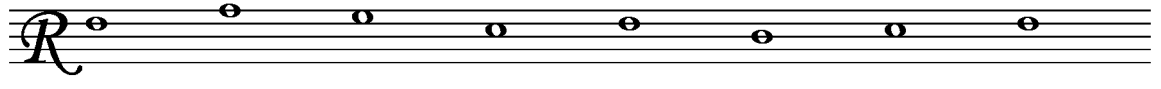

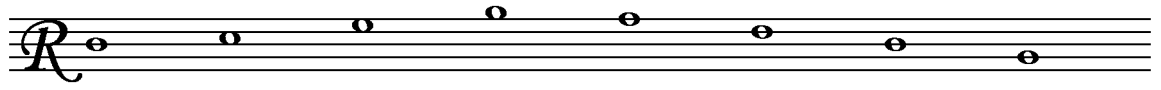
















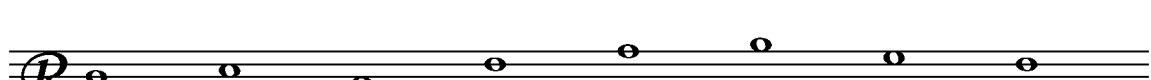








ترکیب نت‌های روی خطوط و بین خطوط






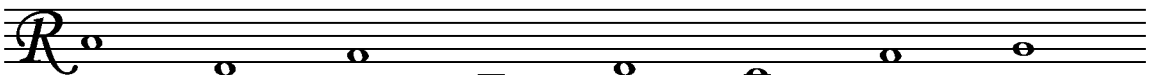

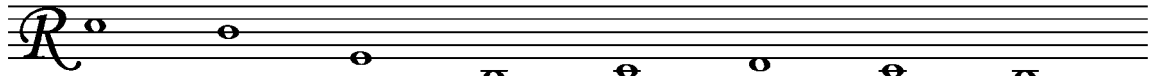
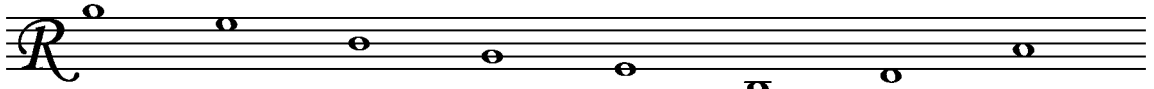








6.

7. 




9. 

The image shows ten staves of musical notation for exercise 9. Each staff begins with a treble clef and a common time signature (C). The notes and rests are as follows:


- Staff 1: Quarter rest, quarter note, quarter note, quarter note, quarter note, quarter note, quarter note, quarter note.
- Staff 2: Quarter note, quarter note, quarter note, quarter note, quarter note, quarter note, quarter note, quarter note.
- Staff 3: Quarter note, quarter note, quarter note, quarter note, quarter note, quarter note, quarter note, quarter note.
- Staff 4: Quarter note, quarter note, quarter note, quarter note, quarter note, quarter note, quarter note, quarter note.
- Staff 5: Quarter note, quarter note, quarter note, quarter note, quarter note, quarter note, quarter note, quarter note.
- Staff 6: Quarter note, quarter note, quarter note, quarter note, quarter note, quarter note, quarter note, quarter note.
- Staff 7: Quarter note, quarter note, quarter note, quarter note, quarter note, quarter note, quarter note, quarter note.
- Staff 8: Quarter note, quarter note, quarter note, quarter note, quarter note, quarter note, quarter note, quarter note.
- Staff 9: Quarter note, quarter note, quarter note, quarter note, quarter note, quarter note, quarter note, quarter note.
- Staff 10: Quarter note, quarter note, quarter note, quarter note, quarter note, quarter note, quarter note, quarter note.


فواصل هفتم، و اکتاو

در این درس، ابتدا، پرش اکتاو آمده، و بعد از آن، هفتم؛ چرا که اکتاوها، آسان تر هضم می‌شوند. البته در موسیقی باروک، بر خلاف توقعی که از سادگی - به خاطر قدمت - آن داریم، فواصل هفتم زیادی، به کار گرفته شده‌اند. هر چه به سمت عصر حاضر، جلو می‌رویم، استفاده از فواصل بلند، رایج‌تر شده. دوری فواصل، باعث آشفتگی شنونده، و یکی از علل غیرقابل درک شدن موسیقی مدرن شده. هر نوازنده‌ای، نیاز به خواندن این فواصل دارد. نوازنده‌ی حرفه‌ای، باید بتواند از باخ و هندل، تا کیچ و لیگتی - همگی - را اجرا کند.

10. 

The image displays ten staves of musical notation, each beginning with a stylized 'R' symbol. The notes are placed on various lines and spaces of the staves to illustrate different intervals. The intervals shown include: 1) Octave (C4 to C5), 2) Seventh (C4 to B4), 3) Sixth (C4 to B3), 4) Fifth (C4 to G4), 5) Fourth (C4 to F4), 6) Third (C4 to E4), 7) Second (C4 to D4), 8) First (C4 to C4), 9) Inverted intervals (e.g., C5 to C4), and 10) Complex intervals like the tritone (C4 to F#4).



11. 

The image shows a musical exercise labeled '11.' consisting of 11 staves of music. Each staff begins with a stylized 'R' time signature. The notation includes various note values (quarter, eighth, and sixteenth notes) and rests, with some notes placed on ledger lines above or below the staff. The exercise concludes with a double bar line on the final staff.